

August 31, 2020, 4:28 PM

Humboldt County COVID-19 Dashboard

Overall Alert Level

2

Follow local and state
health orders and guidance.

Level 1	New Normal - Cases are somewhat sporadic, and contact tracing can be used to control the virus. Take everyday enhanced precautions.
Level 2	Moderate Risk - Moderate number of cases with majority of cases from a known source. Increase efforts to limit personal exposure.
Level 3	High Risk - Many cases with conditions for community spread, with many undetected cases likely. Limit everyday activities to increase safety.
Level 4	Very High Risk - Widespread outbreak that is growing with many undetected cases. Take strong measures to limit all contact.

The Overall Alert Level is based on the highest level of the following categories:

2	1	2
----------	----------	----------

Spread of COVID-
19 Illness

Health Care
System Capacity

Effectiveness of
Disease Control

Cumulative Totals

23,252	388	22	341	4
Tests	Confirmed Cases	Hospitalizations	Recovered	Deaths

Daily Data - Last Updated: 8/31/2020

Daily Totals

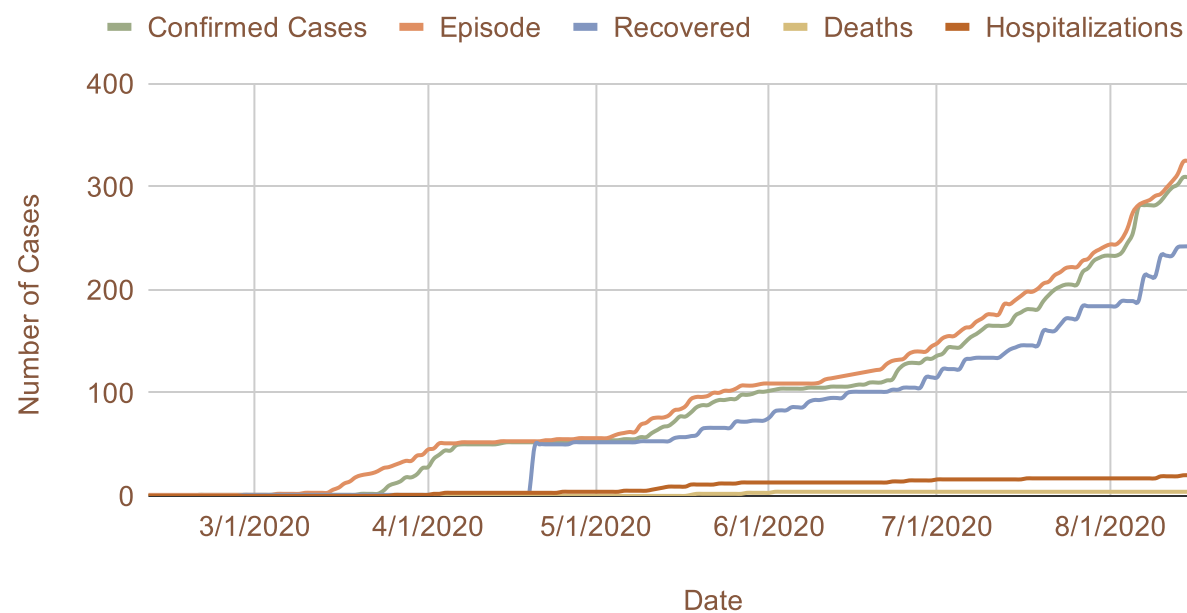
784	20	0
-----	----	---

Tests

Confirmed Cases

Deaths

Running Totals



Public Health Laboratory Info

Supply capacity 8,500

Testing capacity 175

Turnaround time 24-72 Hrs

1.70%

Positivity Rate

(Over Past Week)

Transmission Type

Under Investigation

5.4%

Community Transmission

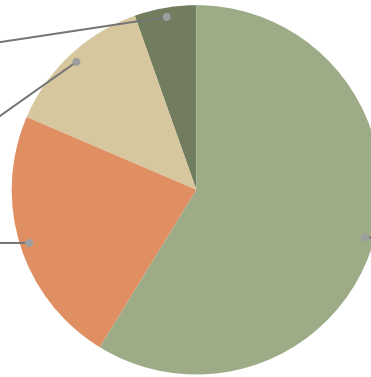
13.1%

Travel-Acquired

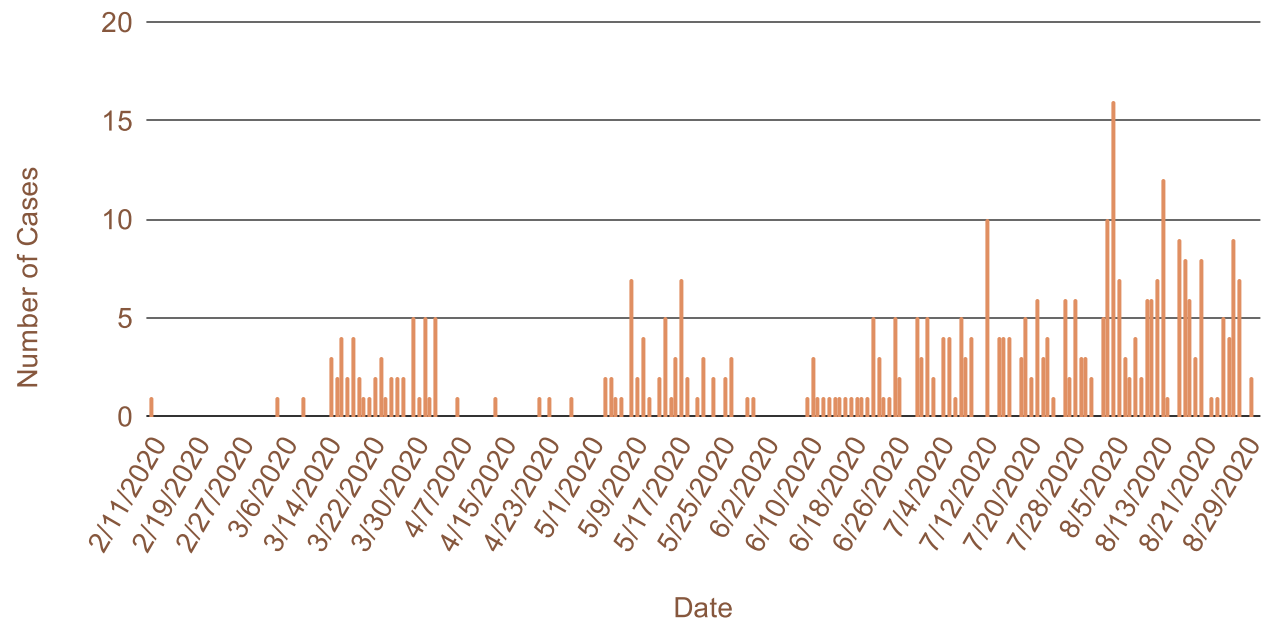
22.7%

Contact to a Known Case

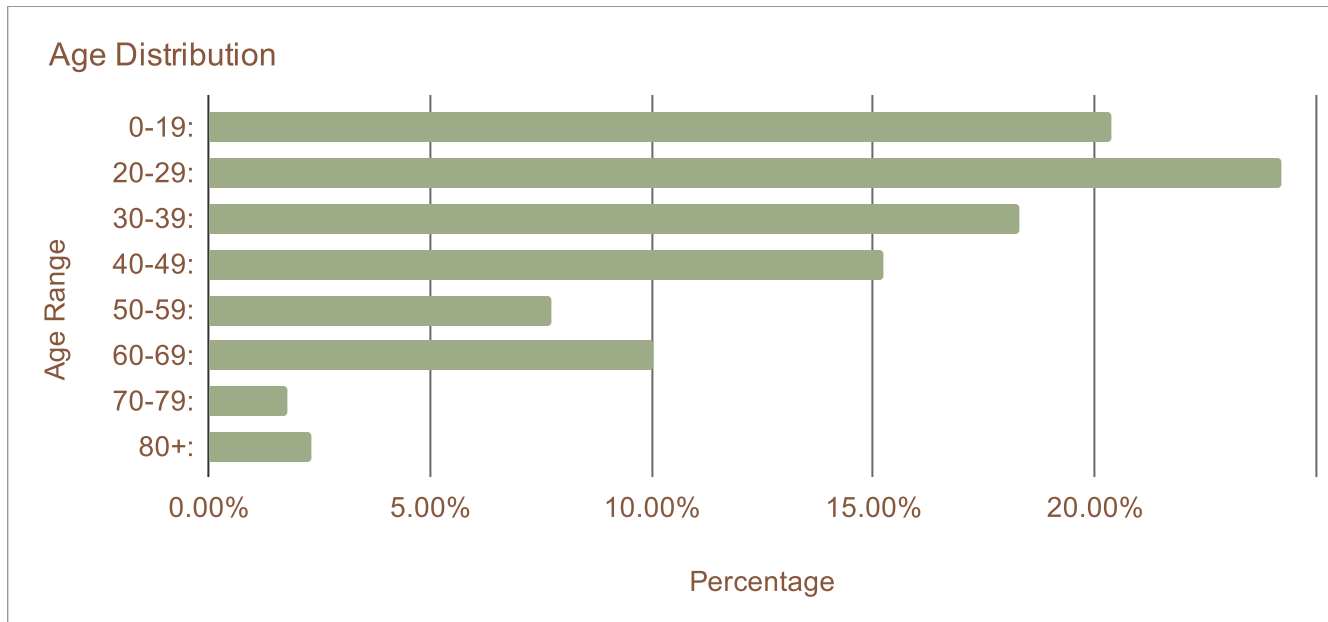
58.8%



Epidemiological Curve by Episode



Weekly Data - Last Updated: 8/31/2020



Cumulative Positive Test Rate
since 2/11/2020

1.67%

Current Infection (Diagnostic)

1.70%

Previous Infection (Antibody)

Geographic Distribution

Northern Humboldt
(North of 299)

88

Greater Humboldt
Bay Area

274

Southern Humboldt
(South of 36)

26

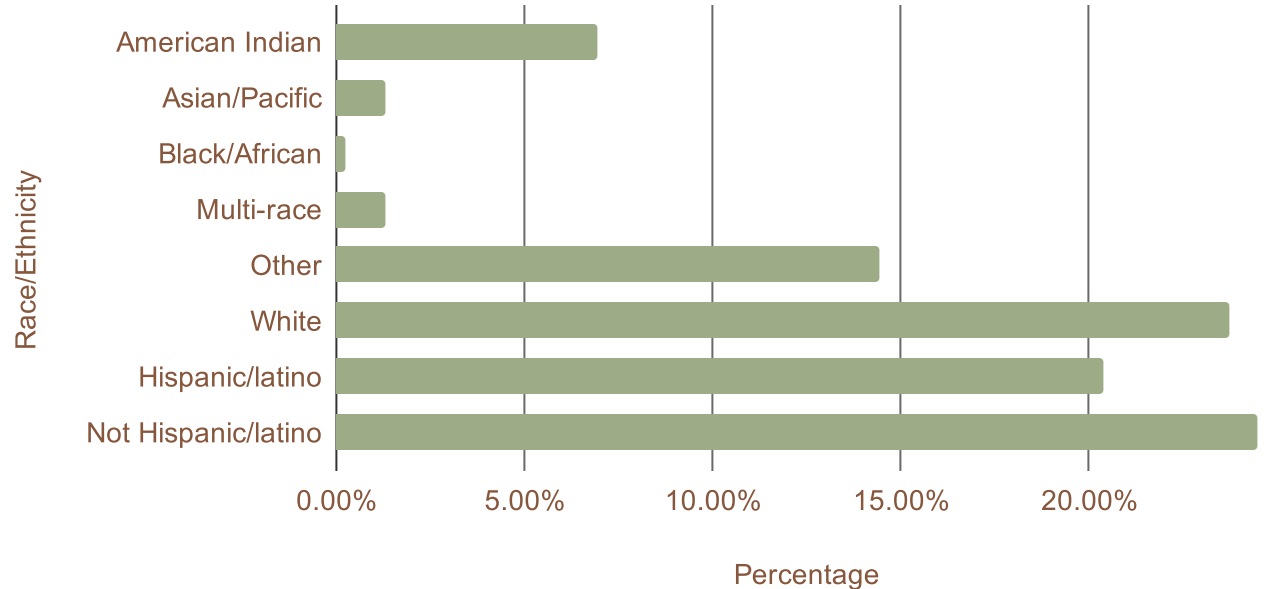
**Case-doubling
time**

44 days

**% increase in
cases from
previous week**

7.52%

Race and Ethnicity Distribution



Estimated Percent of Population Tested for Current Infection

Region	%
Humboldt County	17.17%
California	28.48%
United States	23.39%

Estimated Rate of Confirmed Cases (per 100,000)

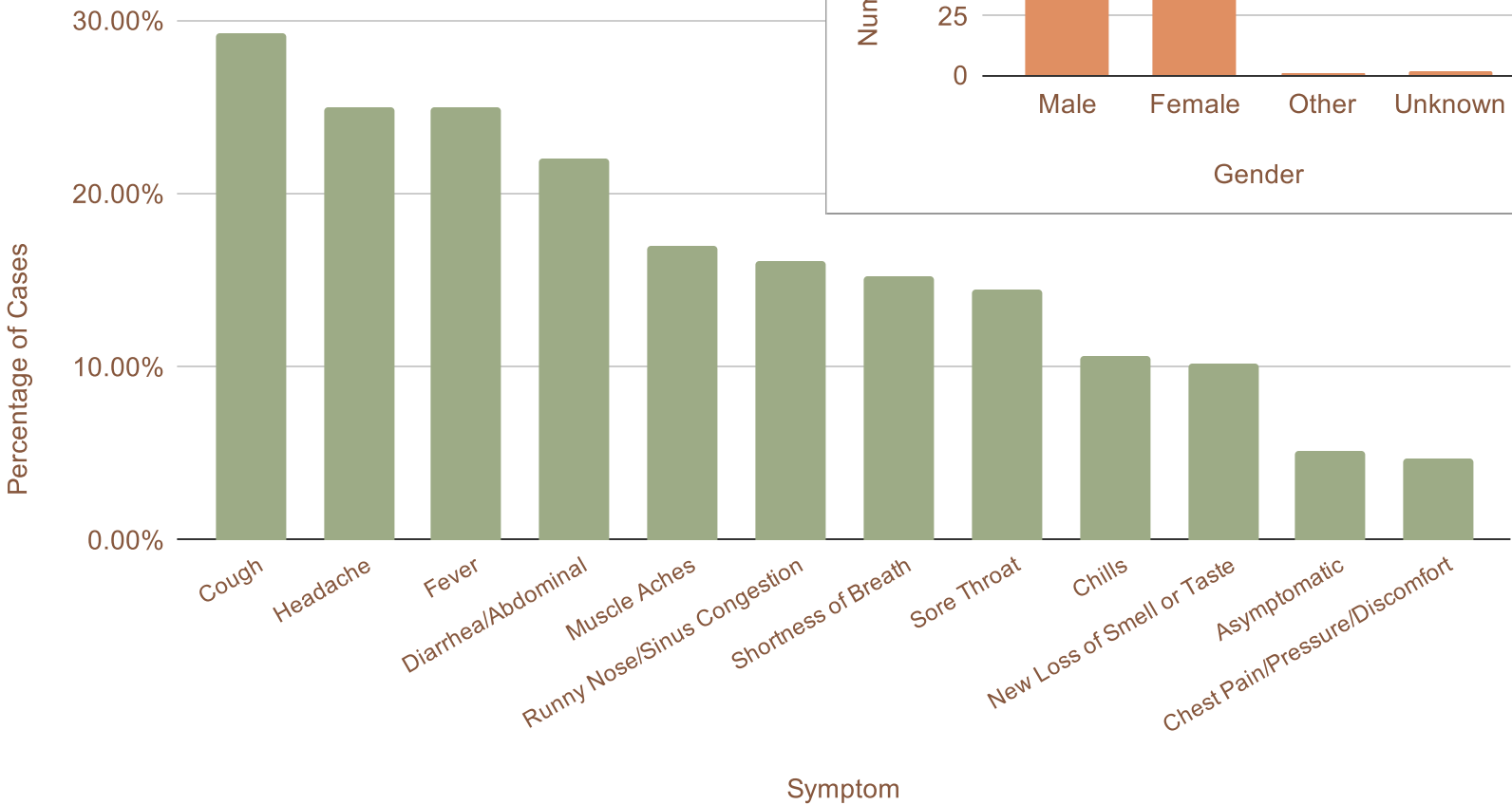
Region	Testing Rate
Humboldt County	287
California	1,763
United States	1,824

Monthly Data - Last Updated: 8/3/2020

38

Mean Age of Cases

Symptom Distribution



Gender Distribution

