

August 4, 2020, 5:23 PM

Humboldt County COVID-19 Dashboard

Overall Alert Level

3

Follow local and state
health orders and guidance.

Level 1	New Normal - Cases are somewhat sporadic, and contact tracing can be used to control the virus. Take everyday enhanced precautions.
Level 2	Moderate Risk - Moderate number of cases with majority of cases from a known source. Increase efforts to limit personal exposure.
Level 3	High Risk - Many cases with conditions for community spread, with many undetected cases likely. Limit everyday activities to increase safety.
Level 4	Very High Risk - Widespread outbreak that is growing with many undetected cases. Take strong measures to limit all contact.

The Overall Alert Level is based on the highest level of the following categories:

3	1	2
----------	----------	----------

Spread of COVID-
19 Illness

Health Care
System Capacity

Effectiveness of
Disease Control

Cumulative Totals

15,782	245	17	189	4
Tests	Confirmed Cases	Hospitalizations	Recovered	Deaths

Daily Data - Last Updated: 8/4/2020

Daily Totals

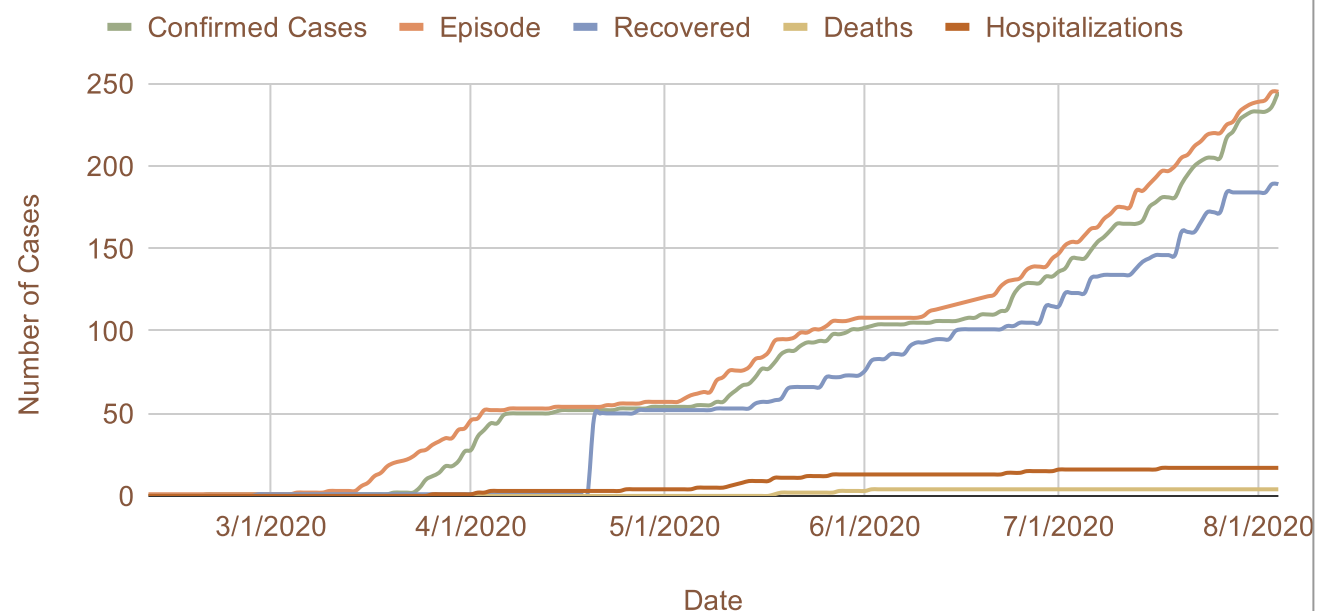
84	9	0
----	---	---

Tests

Confirmed Cases

Deaths

Running Totals



Public Health Laboratory Info

Supply capacity 2,400

Testing capacity 75

Turnaround time 24-72 Hrs

3.50%

Positivity Rate

(Over Past Week)

Transmission Type

Under Investigation

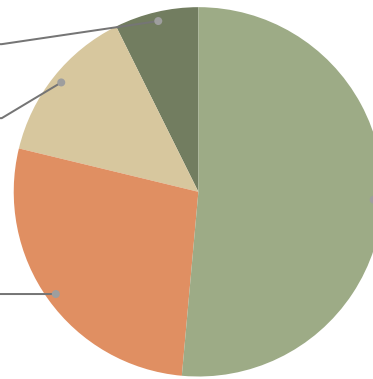
7.3%

Community Transmission

13.9%

Travel-Acquired

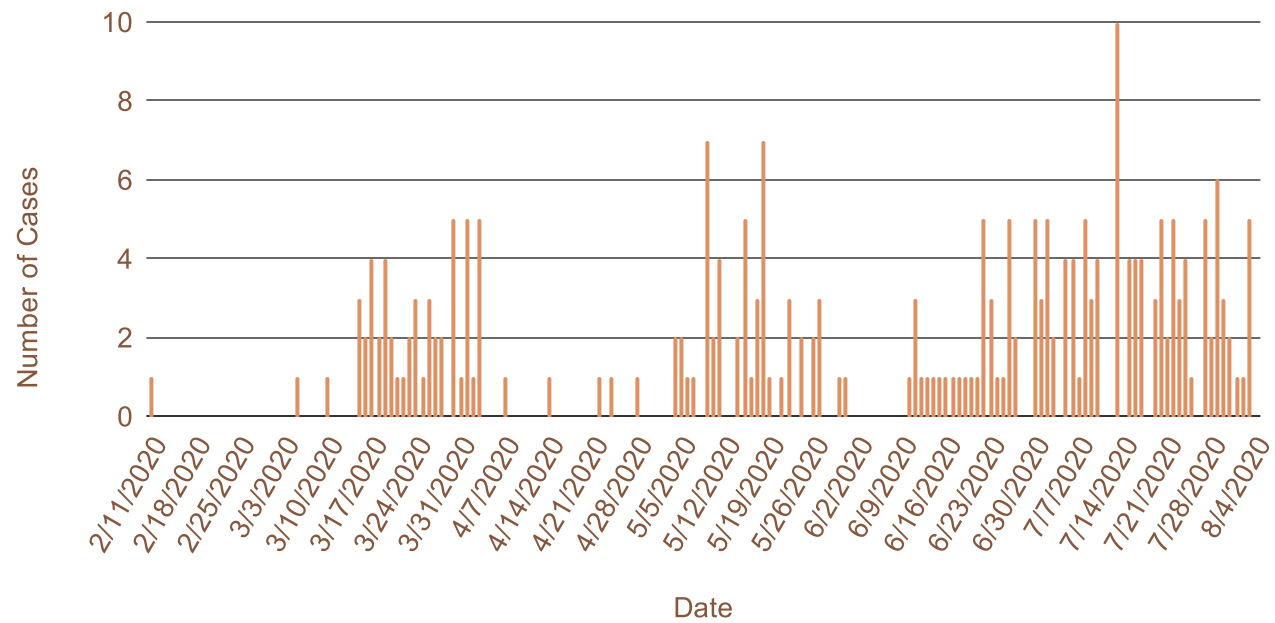
27.3%



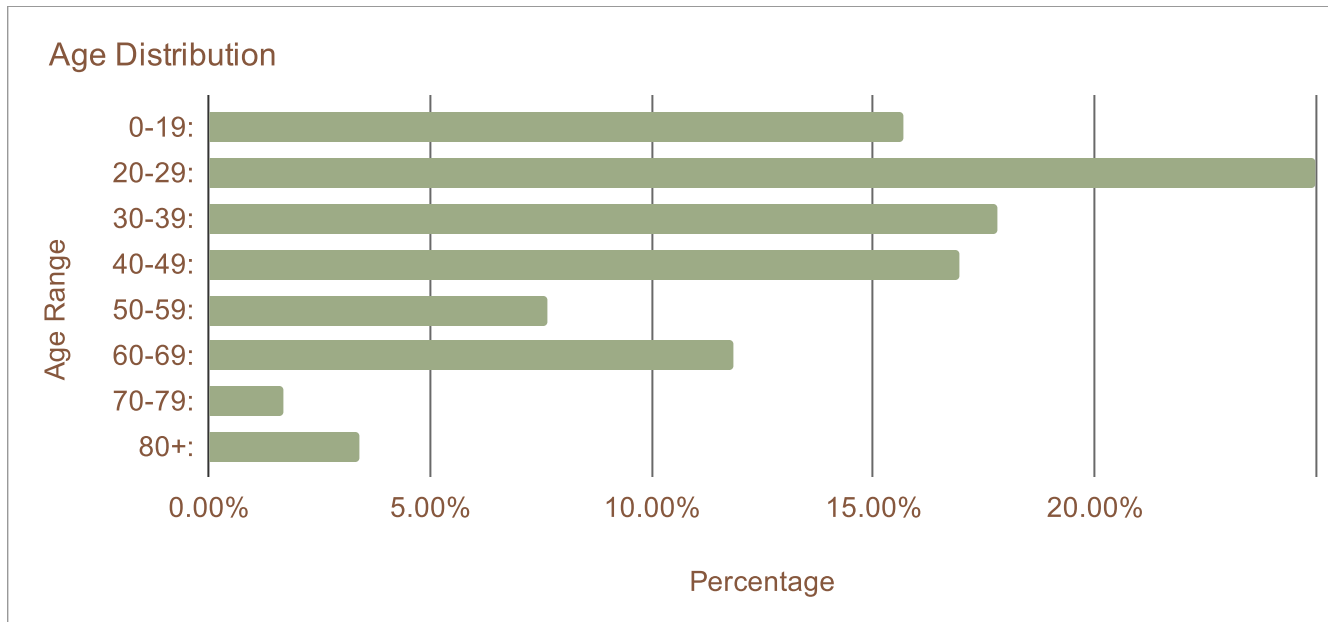
Contact to a Known Case

51.4%

Epidemiological Curve by Episode



Weekly Data - Last Updated: 8/3/2020



Cumulative Positive Test Rate
since 2/11/2020

1.50%

Current Infection (Diagnostic)

1.66%

Previous Infection (Antibody)

Geographic Distribution

Northern Humboldt
(North of 299)

38

Greater Humboldt
Bay Area

183

Southern Humboldt
(South of 36)

15

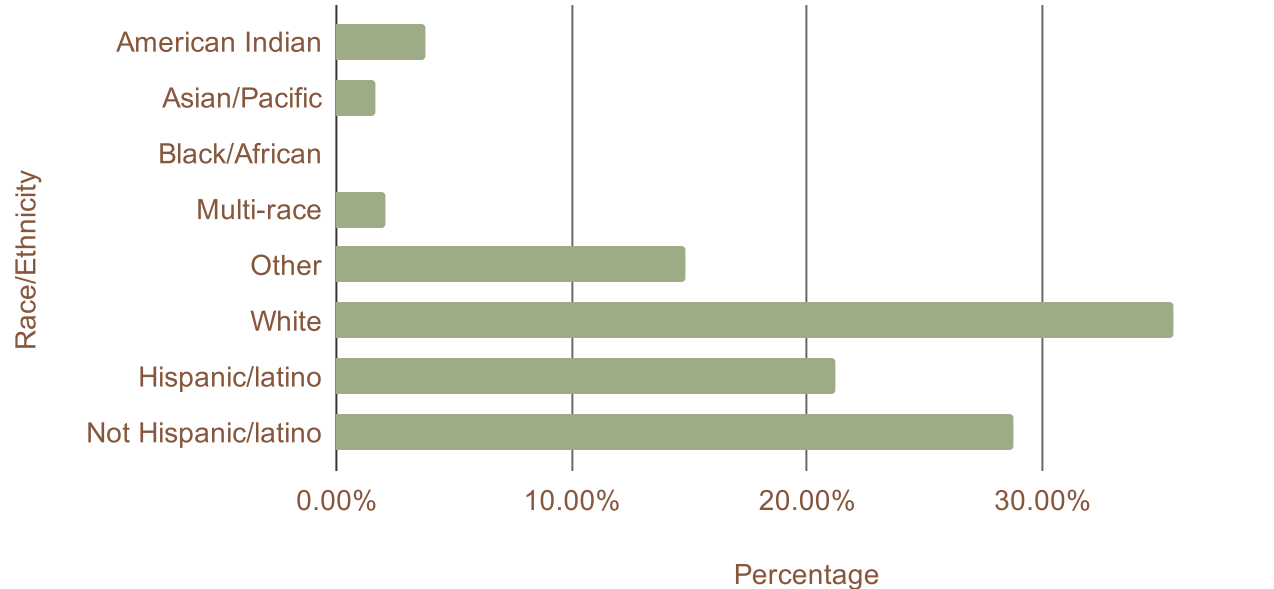
**Case-doubling
time**

46 days

**% increase in
cases from
previous week**

7.27%

Race and Ethnicity Distribution



Estimated Percent of Population Tested for Current Infection

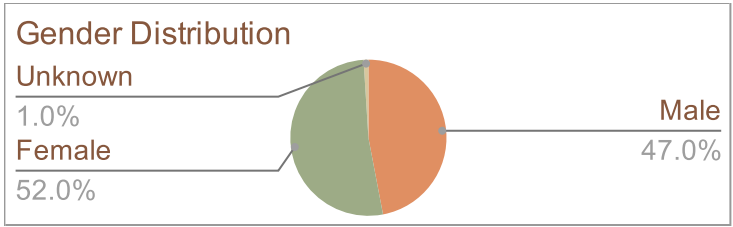
Region	%
Humboldt County	11.59%
California	20.12%
United States	17.25%

Estimated Rate of Confirmed Cases (per 100,000)

Region	Testing Rate
Humboldt County	174
California	1,275
United States	1,419

Monthly Data - Last Updated: 8/3/2020

38
Mean Age of Cases



Symptom Distribution

