

August 25, 2020, 4:05 PM

Humboldt County COVID-19 Dashboard

Overall Alert Level

3

Follow local and state
health orders and guidance.

Level 1	New Normal - Cases are somewhat sporadic, and contact tracing can be used to control the virus. Take everyday enhanced precautions.
Level 2	Moderate Risk - Moderate number of cases with majority of cases from a known source. Increase efforts to limit personal exposure.
Level 3	High Risk - Many cases with conditions for community spread, with many undetected cases likely. Limit everyday activities to increase safety.
Level 4	Very High Risk - Widespread outbreak that is growing with many undetected cases. Take strong measures to limit all contact.

The Overall Alert Level is based on the highest level of the following categories:

3	1	3
----------	----------	----------

Spread of COVID-
19 Illness

Health Care
System Capacity

Effectiveness of
Disease Control

Cumulative Totals

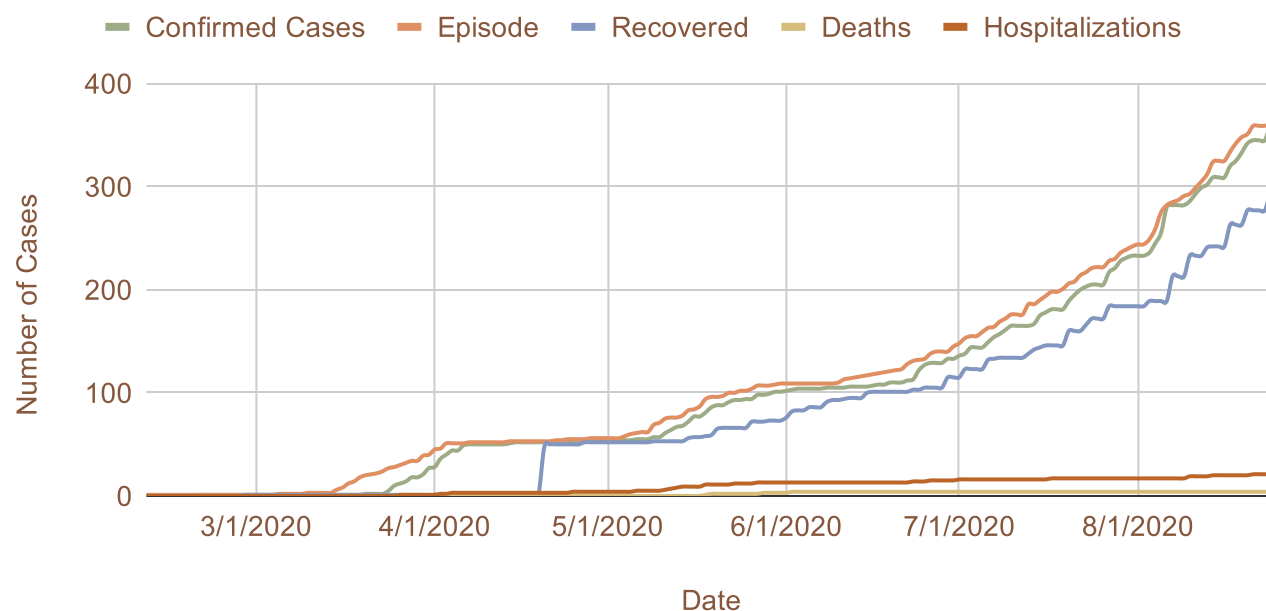
21,508	360	21	303	4
Tests	Confirmed Cases	Hospitalizations	Recovered	Deaths

Daily Data - Last Updated: 8/25/2020

Daily Totals

195	1	0
Tests	Confirmed Cases	Deaths

Running Totals



Public Health Laboratory Info

Supply capacity 9,000

Testing capacity 150

Turnaround time 24-72 Hrs

2.10%

Positivity Rate

(Over Past Week)

Transmission Type

Under Investigation

2.5%

Community Transmission

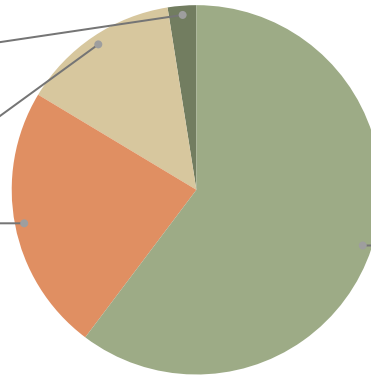
13.9%

Travel-Acquired

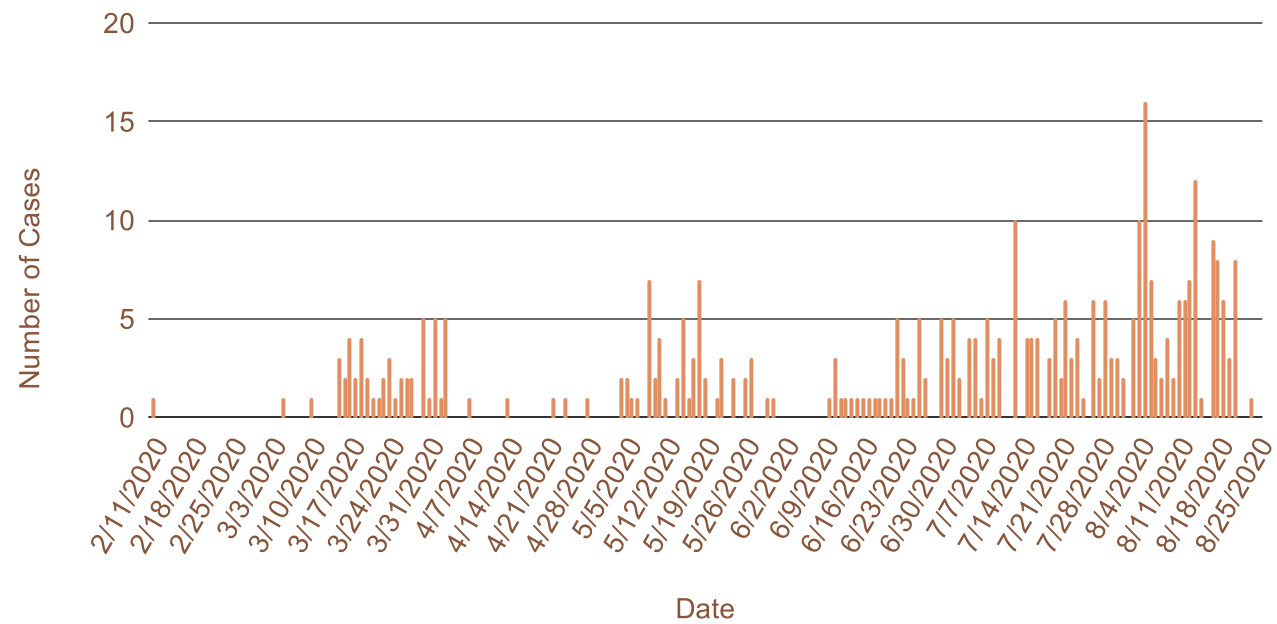
23.3%

Contact to a Known Case

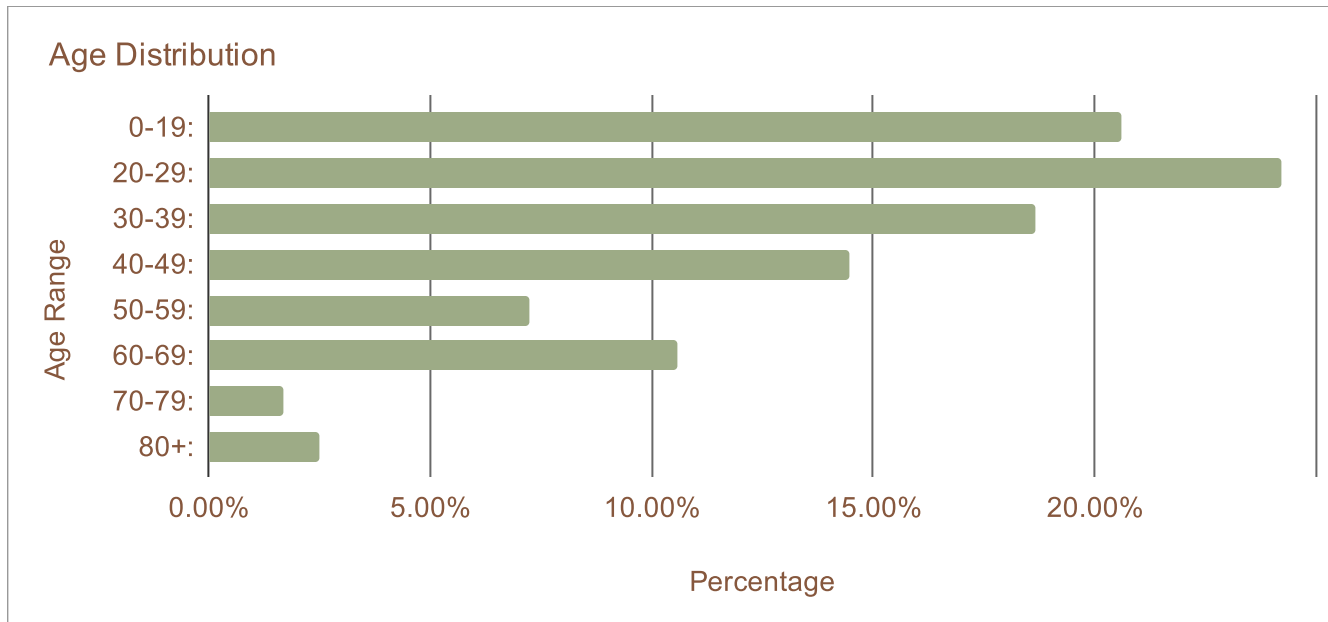
60.3%



Epidemiological Curve by Episode



Weekly Data - Last Updated: 8/24/2020



Cumulative Positive Test Rate
since 2/11/2020

1.68%

Current Infection (Diagnostic)

1.71%

Previous Infection (Antibody)

Geographic Distribution

Northern Humboldt
(North of 299)

86

Greater Humboldt
Bay Area

254

Southern Humboldt
(South of 36)

19

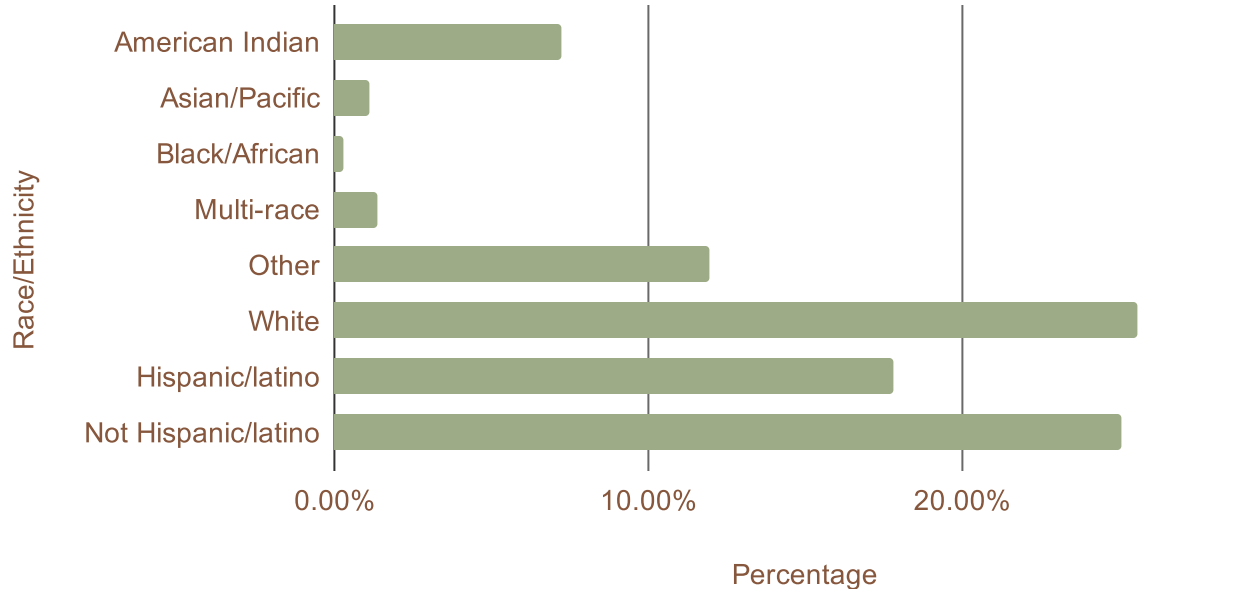
**Case-doubling
time**

39 days

**% increase in
cases from
previous week**

10.46%

Race and Ethnicity Distribution



Estimated Percent of Population Tested for Current Infection

Region	%
Humboldt County	15.74%
California	26.39%
United States	21.76%

Estimated Rate of Confirmed Cases (per 100,000)

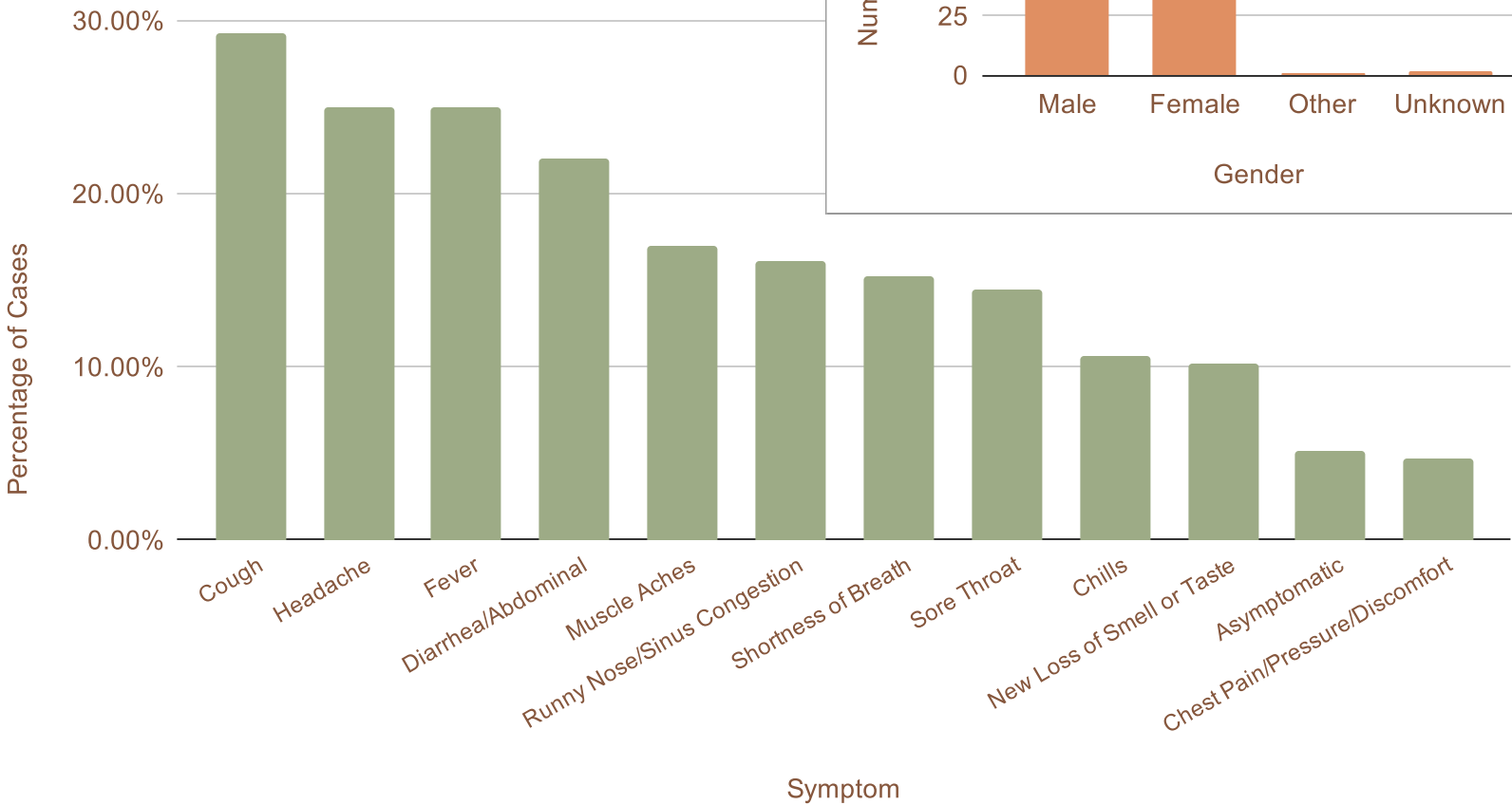
Region	Testing Rate
Humboldt County	265
California	1,662
United States	1,737

Monthly Data - Last Updated: 8/3/2020

38

Mean Age of Cases

Symptom Distribution



Gender Distribution

