

August 13, 2020, 4:26 PM

## Humboldt County COVID-19 Dashboard

### Overall Alert Level

**3**

Follow local and state  
health orders and guidance.

<b>Level 1</b>	New Normal - Cases are somewhat sporadic, and contact tracing can be used to control the virus. Take everyday enhanced precautions.
<b>Level 2</b>	Moderate Risk - Moderate number of cases with majority of cases from a known source. Increase efforts to limit personal exposure.
<b>Level 3</b>	High Risk - Many cases with conditions for community spread, with many undetected cases likely. Limit everyday activities to increase safety.
<b>Level 4</b>	Very High Risk - Widespread outbreak that is growing with many undetected cases. Take strong measures to limit all contact.

The Overall Alert Level is based on the highest level of the following categories:

<b>3</b>	<b>1</b>	<b>3</b>
----------	----------	----------

Spread of COVID-  
19 Illness

Health Care  
System Capacity

Effectiveness of  
Disease Control

### Cumulative Totals

<b>18,096</b>	<b>302</b>	<b>19</b>	<b>241</b>	<b>4</b>
---------------	------------	-----------	------------	----------

Tests

Confirmed Cases

Hospitalizations

Recovered

Deaths

---

Daily Data - Last Updated: 8/13/2020

#### Daily Totals

256	3	0
-----	---	---

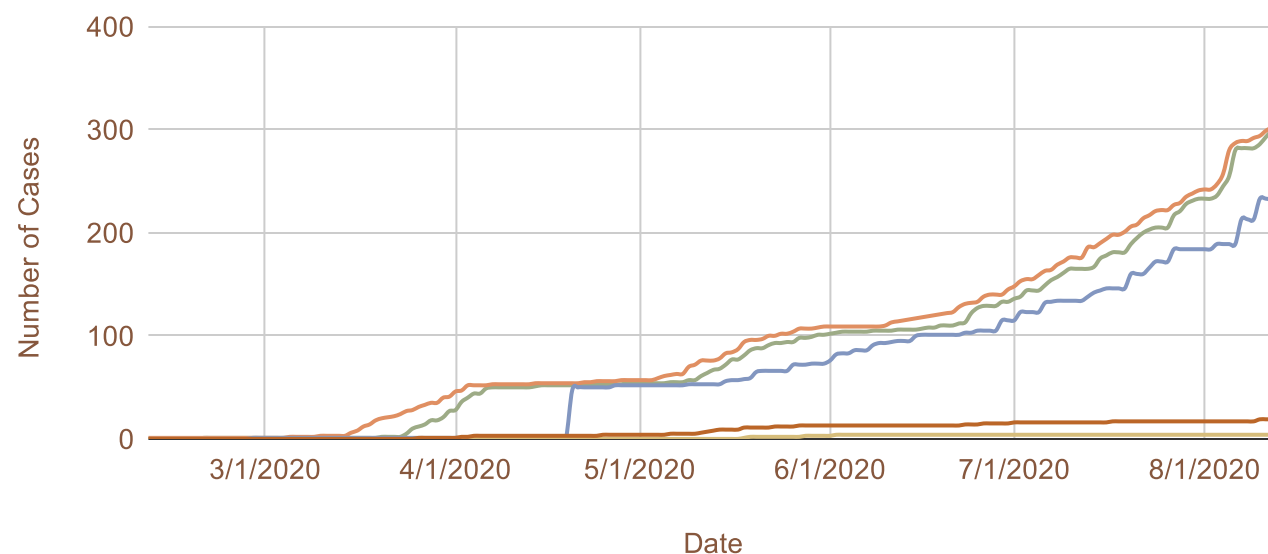
Tests

Confirmed Cases

Deaths

#### Running Totals

Confirmed Cases Episode Recovered Deaths Hospitalizations



#### Public Health Laboratory Info

Supply capacity 10,000

Testing capacity 100

Turnaround time 24-72 Hrs

3.30%

Positivity Rate

(Over Past Week)

### Transmission Type

Under Investigation

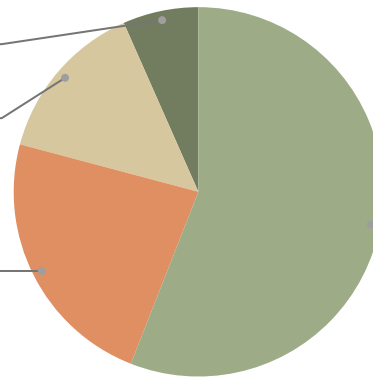
6.6%

Community Transmission

14.2%

Travel-Acquired

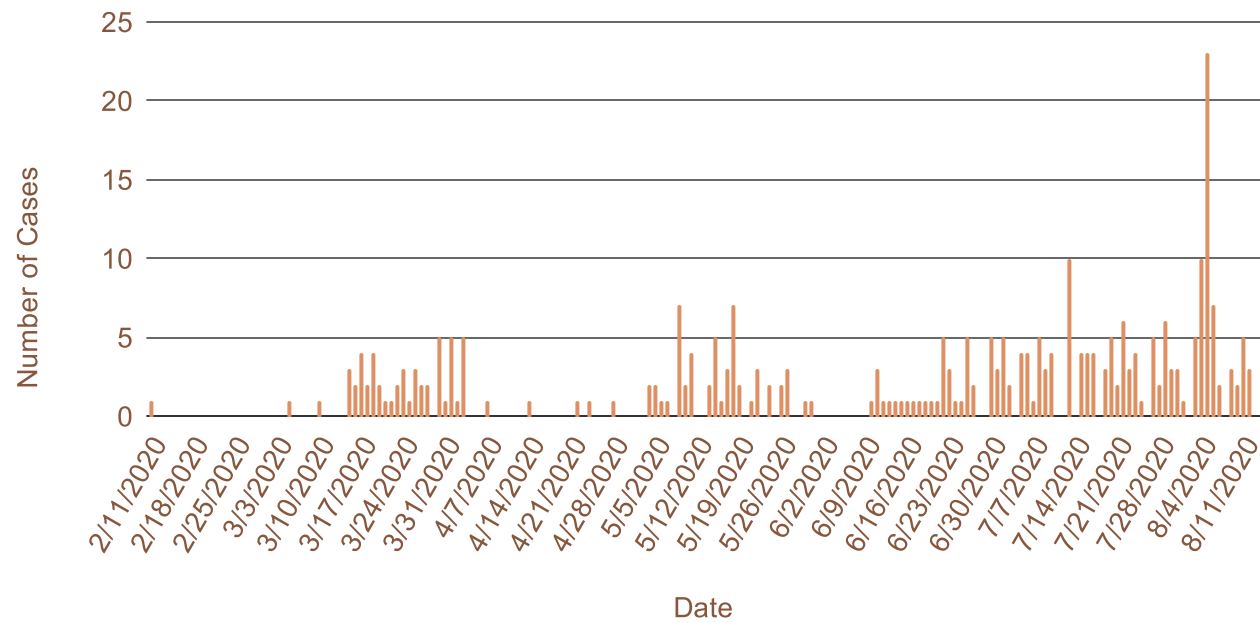
23.2%



Contact to a Known Case

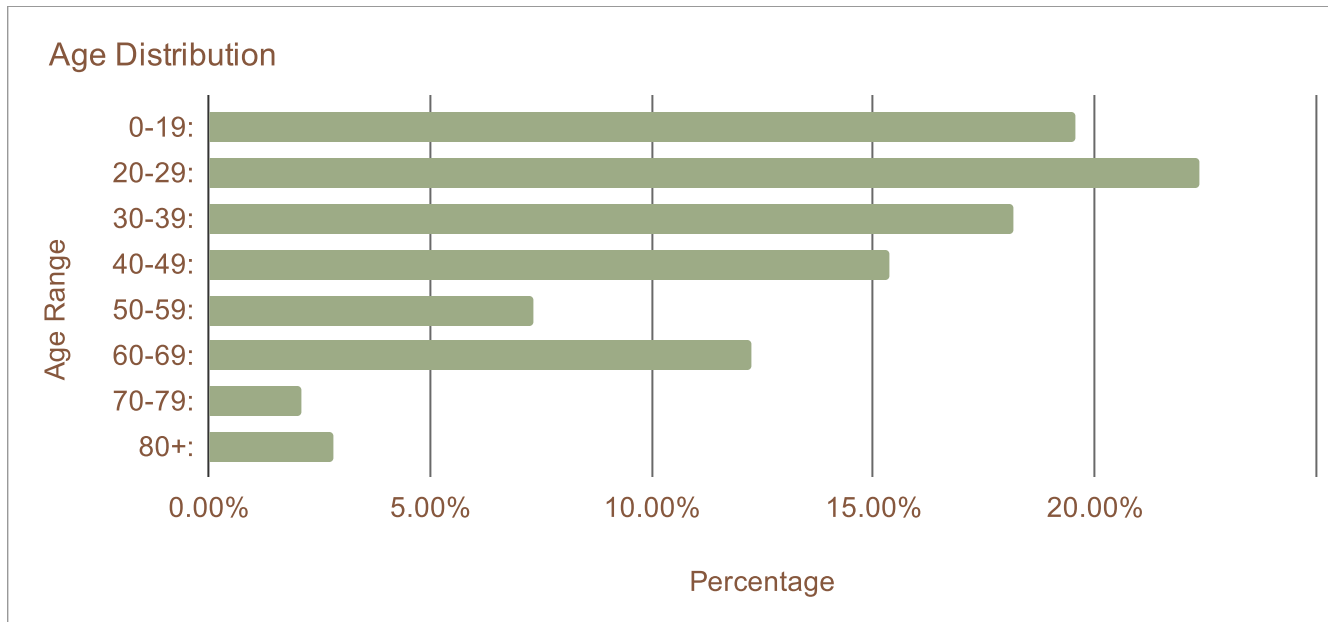
56.0%

### Epidemiological Curve by Episode



---

Weekly Data - Last Updated: 8/10/2020



Cumulative Positive Test Rate  
since 2/11/2020

**1.65%**

Current Infection (Diagnostic)

**1.72%**

Previous Infection (Antibody)

## Geographic Distribution

Northern Humboldt  
(North of 299)

53

Greater Humboldt  
Bay Area

218

Southern Humboldt  
(South of 36)

15

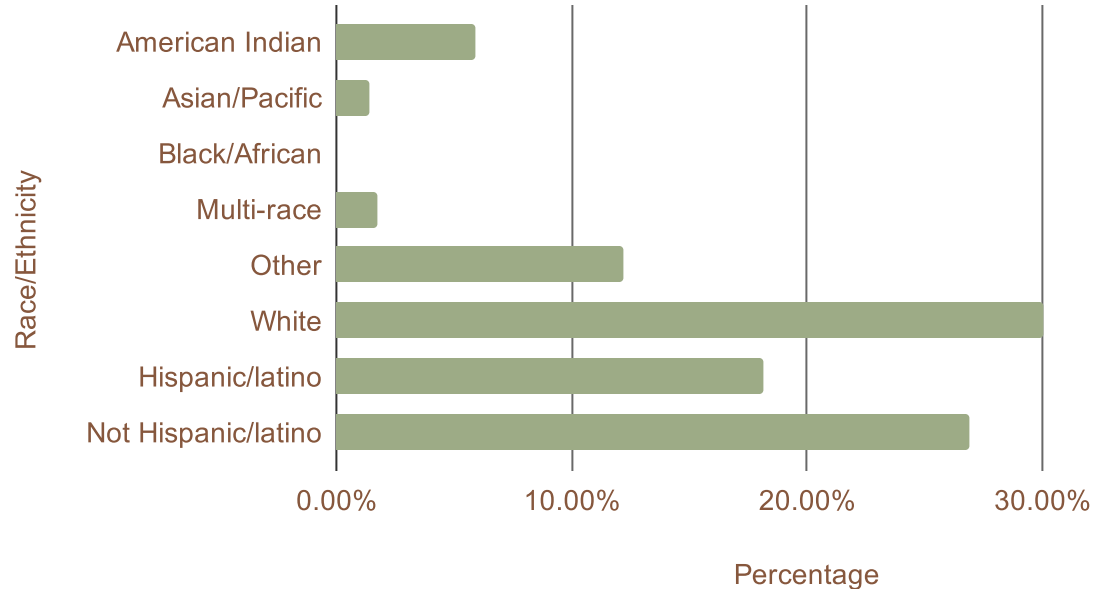
**Case-doubling  
time**

**39 days**

**% increase in  
cases from  
previous week**

**20.00%**

## Race and Ethnicity Distribution



## Estimated Percent of Population Tested for Current Infection

Region	%
Humboldt County	12.78%
California	22.10%
United States	18.76%

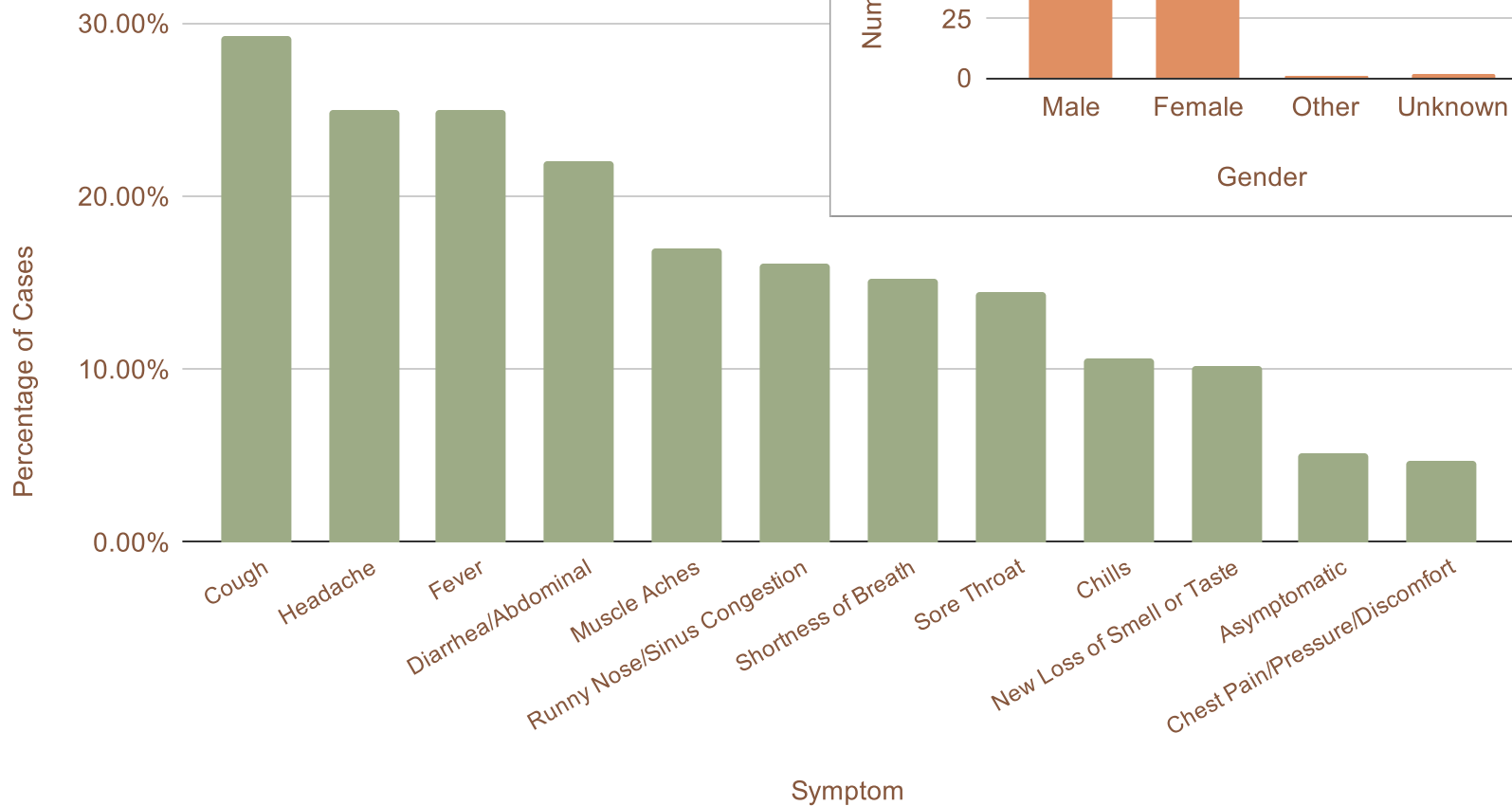
## Estimated Rate of Confirmed Cases (per 100,000)

Region	Testing Rate
Humboldt County	213
California	1,388
United States	1,535

Monthly Data - Last Updated: 8/3/2020

38  
Mean Age of Cases

Symptom Distribution



Gender Distribution

